

**PC INSULATED DISCONNECT TERMINALS**  
partially reinforced with copper sleeve

**HALOGEN FREE**



**Description:**

The PC insulated disconnect terminals has been designed, to meet the increasing demands for improved safety and reliability of electrical connectors.

The polycarbonate insulation, is a halogen free, self extinguishing thermoplastic material class V0 (UL 94). The unique funnel shaped entry of the insulation sleeve, guarantees total insertion of the conductor strands into the terminal barrel, creating a secure and reliable, electrical and mechanical connection.

**Technical details:**

- The connectors are manufactured from brass P-Cu Zn 30 UNI 4895/1962 (corresponding to: Cu Zn 30 DIN 17660/1974 ; Cu Zn 30 NFA51-101/1977) according to IEC 760 norms and are tin plated with a minimum thickness of 3µm.
- The reinforcement tube is made of copper SF Cu DIN 1787/1973, F25
- Main characteristics of the PC sleeves:
 

- DIELECTRIC STRENGTH (KV/mm)	: >30
- VOLUME RESISTIVITY (Ω/cm)	: >10 <sup>16</sup>
- MAX OPERATING TEMPERATURE (°C)	: 115÷130
- FLAMMABILITY (UL-94)	: V0
- DENSITY (g/cm <sup>3</sup> )	: 1,2
- WATER ABSORPTION (%)	: 0,15
- BREAKING LOAD (N/mm <sup>2</sup> )	: >65
- The connectors can be used within the following temperature range: - 20 ÷ + 115 °C (Surge + 130° C)

**Markings:**



According to UL 310 standard (file 212000)

- Certified according to EN 45545-2:2013 for Hazard Levels HLI - HL2, requirement set R22 and for Hazard Levels HL1 - HL2 - HL3, requirement set R23

**Cembre SpA**









Via Serenissima, 9 - 25135 Brescia (Italy)  
Tel.: +39 030 36921 - Telefax: +39 030 3365766  
www.cembre.com - E-mail: info@cembre.com

## PC INSULATED DISCONNECT TERMINALS partially reinforced with copper sleeve









### Sections and Dimensions:

### FEMALE DISCONNECT TERMINALS

#### Polycarbonate insulated terminals - partially reinforced with Copper sleeve

Cond. Size sqmm (AWG)	Ref.	Tab Size	Quantity Box/Bag
0,25÷1,5 (22÷16)	 RF-F 305	2,8 x 0,5	3.000/100
	 RF-F 308♦	2,8 x 0,8	3.000/100
	 RF-F 405	4,8 x 0,5	2.500/100
	 RF-F 408	4,8 x 0,8	2.500/100
1,5÷2,5 (16÷14)	 BF-F 405	4,8 x 0,5	2.500/100
	 BF-F 408	4,8 x 0,8	2.500/100
	 BF-F 608	6,35 x 0,8	1.500/100
4÷6 (12÷10)	 GF-F 608	6,35 x 0,8	1.000/100




#### Polycarbonate fully insulated terminals - partially reinforced with Copper sleeve

Cond. Size sqmm (AWG)	Ref.	Tab Size	Quantity Box/Bag
0,25÷1,5 (22÷16)	 RF-F 305P	2,8 x 0,5	2.000/100
	 RF-F 308P♦	2,8 x 0,8	2.000/100
	 RF-F 405P	4,8 x 0,5	1.500/100
	 RF-F 408P	4,8 x 0,8	1.500/100
1,5÷2,5 (16÷14)	 BF-F 405P	4,8 x 0,5	1.500/100
	 BF-F 408P	4,8 x 0,8	2.000/100
	 BF-F 608P	6,35 x 0,8	1.000/100
4÷6 (12÷10)	 GF-F 608P	6,35 x 0,8	800/100



♦Not UL approved

### MALE DISCONNECT TERMINALS

#### Polycarbonate insulated terminals - partially reinforced with Copper sleeve

Cond. Size sqmm (AWG)	Ref.	Tab Size	Quantity Box/Bag
0,25÷1,5 (22÷16)	 RF-M 608	6,35 x 0,8	3.000/100
1,5÷2,5 (16÷14)	 BF-M 608	6,35 x 0,8	2.500/100
4÷6 (12÷10)	 GF-M 608	6,35 x 0,8	1.000/100



#### Polycarbonate fully insulated terminals - partially reinforced with Copper sleeve

Cond. Size sqmm (AWG)	Ref.	Tab Size	Quantity Box/Bag
0,25÷1,5 (22÷16)	 RF-M 608P	6,35 x 0,8	1.000/100
1,5÷2,5 (16÷14)	 BF-M 608P	6,35 x 0,8	1.000/100

♦Not UL approved





### MALE/FEMALE CONNECTORS

#### Polycarbonate insulated terminals - partially reinforced with Copper sleeve

Cond. Size sqmm (AWG)	Ref.	Tab Size	Quantity Box/Bag
0,25÷1,5 (22÷16)	 RF-FM 608	6,35 x 0,8	1.000/100
1,5÷2,5 (16÷14)	 BF-FM 608	6,35 x 0,8	1.500/100

### BULLET AND SOCKET CONNECTORS

#### Polycarbonate insulated terminals - partially reinforced with Copper sleeve

Cond. Size sqmm (AWG)	Ref.	Ø mm	Quantity Box/Bag
0,25÷1,5 (22÷16)	 RF-BM 4♦	4	2.500/100
	 RF-BF 4♦	4	1.000/100
1,5÷2,5 (16÷14)	 BF-BM 5♦	5	2.000/100
	 BF-BF 5♦	5	800/100

♦Not UL approved

### Cembre SpA

Via Serenissima, 9 - 25135 Brescia (Italy)

Tel.: +39 030 36921 - Telefax: +39 030 3365766

www.cembre.com - E-mail: info@cembre.com